

***Charter
School
Facility
Grant
Program***

2019-20

***Annual
Funding
Report***



Table of Contents

Introduction	1
Program Background	1
Regulation Changes	2
2019-20 Program Award Breakdown.....	3
Foster Youth and Homeless	5
English Learners	6
Funding per County	6
Funding per Region	11
2019-20 Over-subscription.....	13
Summary	14
Addendum – 2019-20 Awardees	16

Introduction

Pursuant to California Education Code (EC) 47614.5(h), the California School Finance Authority (CSFA or Authority) is required to present fund details of the Charter School Facility Grant Program (Program) each fiscal year. Given the nature of the Program's funding cycle, CSFA is reporting on the Program updates and highlights for the 2019-20 Funding Round as disbursements for each Funding Round are often made across fiscal years.

Program Background

Senate Bill 740, authored by Senator Jack O'Connell in 2002, established the Charter School Facility Grant Program (Program). Given that Senate Bill 740 created the Program, it is commonly referred to as the "SB740 Program," as well as the Charter School Facility Grant Program. From its enactment in 2002 through 2012-13, the California Department of Education (CDE) administered the Program. In the Governor's 2013-14 Budget, the Program's administration was transferred from CDE to the California School Finance Authority (CSFA). The Program provides grants to offset annual on-going facility costs for charter schools serving a high percentage of students eligible for free or reduced-price meals (FRPM) or for charter schools located within a public elementary school boundary that meets the FRPM criteria.

Prior to the 2016-17 Funding Round, the Program was typically undersubscribed, which resulted in the Authority not awarding the entire annual apportionment. Subsequently, the California Department of Finance (DOF) implemented a significant programmatic change, and reduced the FRPM program eligibility threshold from 70% to 55%. Since this change went into effect, the number of Program applicants, along with the percentage of funding disbursed, has steadily risen. The chart below provides historical information related to Program apportionments, amounts awarded to schools, the number of applicants as well as the percentage of funding disbursed to schools.

<i>History of Apportionments, Awards, and Distribution Allocation for the Charter School Facility Grant Program</i>				
Fiscal Year	State Budget Appropriation	Funds Awarded	Percentage of State Budget Appropriation Disbursed	School Awardees
2011-2012*	\$76,509,000	\$5,166,452	6.75%	43
2012-2013*	\$92,031,000	\$37,525,209	40.77%	261
2013-2014	\$92,031,000	\$65,575,245	71.25%	318
2014-2015	\$92,031,000	\$74,902,988	81.39%	331
2015-2016	\$112,031,000	\$89,969,742	80.31%	372
2016-2017	\$112,031,000	\$98,667,899	88.07%	396
2017-2018	\$133,177,000	\$133,177,000	100.00%	418
2018-2019	\$136,786,000	\$136,786,000	100.00%	415
2019-2020	\$136,786,000	\$136,786,000	100.00%	426
<i>* Program under CDE administration; upon program transfer, the Authority issued \$42,691,661 in awards to schools that had applied through CDE</i>				

Regulation Changes

Though initiated during the 2018-19 Funding Round, the Office of Administrative Law reviewed and approved permanent regulations in April 2020. Five sections were amended including the following: Sections 101710.2 – Definitions; 10170.3 – Eligible Applicant; 10170.4 – Eligible Cost; 10170.5 – Application Submission; and 10170.6 – Content of Application. The major changes were related to "good standing" requirements, the establishment of a Second Application period, documentation deadlines, and multi-year use of appraisals.

For "good standing", the updates to the regulations better clarify the standards for good standing confirmation, updates to the Good Standing Confirmation Form (GSCF), and provides remedies for applicants lacking a good standing confirmation. The GSCF was updated to prevent penalizing applicants for a lack of correspondence from their authorizer. GSCF that are not returned are assumed to meet the standard of good standing.

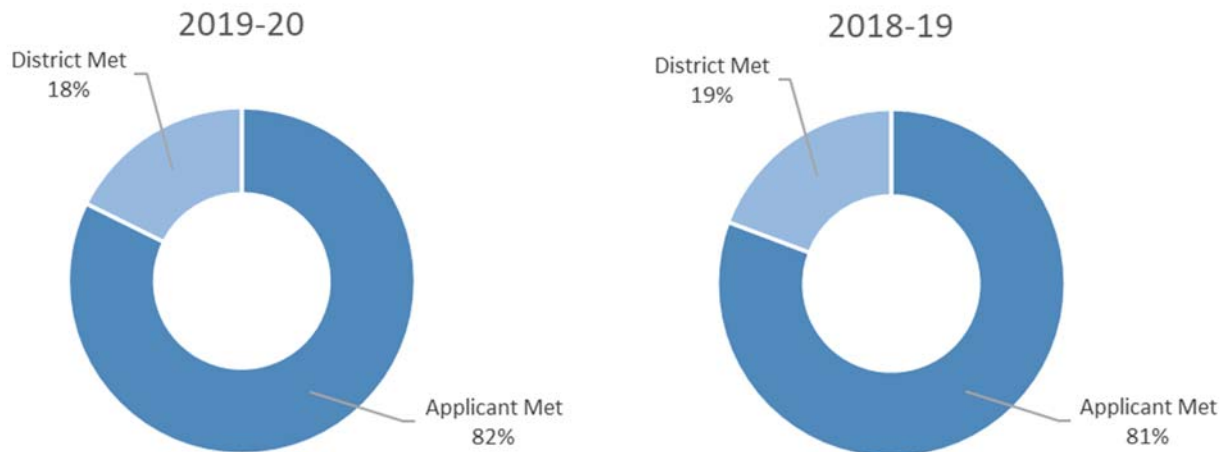
Newly opened schools were originally given the ability to apply through October 15 of each year, however this method required the Authority to provide open access to the general application, which allowed for late applications. An annual opening date of September 10 was established, and October 15 is still used as the close of the second application period. A 60-day deadline was established for all requested documentation and failure to comply may result in a partial or total loss of award funds. Changes to the appraisal process allowed for appraisals to be valid for three fiscal years when applicable. This change was implemented to minimize costs for schools while keeping an important oversight mechanism.

Due to concerns over the effects of the pandemic, staff submitted emergency regulations to the Office of Administrative Law for consideration in June 2020 and these were approved in October 2020, going into effect for the 2020-21 Funding Round. Previous language blocked late application and late facility invoice expenditure reports for submission as well as any appeal rights. The revised regulations removed language to allow the submission of late application and late facility invoice expenditure reports for consideration. This change allowed the Authority to work with schools that had administrative challenges with the changes brought on through the pandemic. These emergency regulations expired on August 28, 2021.

2019-20 Program Award Breakdown

In the 2019-20 Funding Round, the Authority awarded funds to 426 of the 437 eligible awardees. There were 11 of the 426 schools that did not have eligible rent or lease costs and therefore did not receive any funding due to oversubscription (discussed in detail in section "2019-20 Over-subscription" below). There were 17 additional applicants deemed ineligible; of these schools, 10, were ineligible due to FRPM below 55% and all 10 lacked admission preference. Five applicants were ineligible due to expired charter petitions, one applicant was ineligible due to a lack of good standing and the remaining ineligible applicants did not clear vetting for conflicts of interest. Five of the 17 ineligible schools had two factors causing ineligibility though all were ineligible due to not meeting the FRPM threshold.

A majority of applicants, 359 or 82%, had a pupil population with an FRPM percentage of at least 55%. Only 18%, or 77 applicants, relied on a local elementary school's FRPM percentage to receive funding. This is an increase from 2018-19, as 335 applicants, or 81%, had a pupil population with a percentage of at least 55%, and 80 applicants, or 19%, relied on a local elementary schools FRPM percentage to receive funding.



The average award would have been \$321,417.12 if the Authority had the funding to provide 100% of lease/rent based awards. This is a 24 percent increase for the lease/rent based awards issued in 2018-19 and this is a 7 percent decrease in total award from 2018-19 - when total other costs were included.

Due to the oversubscription, the Authority pro-rated lease/rent awards at 96%, which resulted in an average award amount of \$308,560.44. This is a 19% increase from lease/rent based awards in 2018-19, and about a 2% increase with pro-rated other costs, i.e. the type of awards sent out in 2018-19.

There was also a shift in award caps; awards are either 75% of reimbursable rent amounts or the average daily attendance (ADA) multiplied by \$1,184, whichever is less. In 2019-20, 121 applicant's awards were capped by their ADA, this is a 44% decrease from 2018-19's total applications of 216. Conversely, rent/lease capped awards rose in 2019-20 to 315, a 58% increase from 2018-19's total of 199. This is undoubtedly due to the oversubscription and inability to pay for other costs in 2019-20. When other costs are factored out in 2018-19, the cap ratio is very similar to 2019-20 with 111 schools capped at ADA and 304 capped at rent/lease costs.

<i>Comparison of 2018-19 and 2019-20 Funding Rounds</i>		
	<u>2018-19</u>	<u>2019-20</u>
Applicants	451	454
Eligible Awardees	415	437
Ineligible Awardees	36	17
Actual Awardees	415	426
Average Total Award (No Pro-Rata)	\$345,652.31	\$321,417.12
Average Lease/Rent Award (No Pro-Rata)	\$277,089.10	\$321,417.12
Average Lease/Rent Award (No Pro-Rata)	\$277,089.10	308,560.44
Lease/Rent Pro-Rata %	100%	96%
Average Other Cost Award (No Pro-Rata)	\$59,144.38	N/A
Other Cost Pro-Rata % (W/ Pro-Rata)	45.63%	N/A
ADA Capped Awards	216	121
Lease/Rent Capped Awards	199	315
# of Leases	647	673
Average Reimbursable Rent Amount	\$277,007.65	\$298,051.32
COLA Capped Leases	399	444
Appraisal Capped Leases	248	229

Foster Youth and Homeless

As the Program is designed to provide funding to schools serving socioeconomically disadvantaged students, many of the schools in the program serve foster youth and pupils considered homeless. In 2019-20, there were approximately 662,116 students enrolled in grades K-12 in public schools. Of those 662,116 students, 2,501 were estimated to be foster youth and roughly 10,998 were considered homeless. In 2019-20, SB740 awardees served 32.0% of all foster youth enrolled, these 800 students make up 0.4% of all students enrolled with SB740 awardees, which is similar to the percentage enrolled statewide, again a little under 0.4%.

The Program also serves a sizeable portion of the pupils considered homeless. In 2019-20 SB740 awardees serves around 2,875 students which is 26.1% of the approximately 10,998 pupils considered

homeless enrolled across the state. The 2,875 students represent 1.4% of total enrollment of SB740 awardees and is also comparable to the state's percentage of 1.7%.

The majority of awardees serve a percentage of foster youths and/or pupils considered homeless at about 83.3%, or about 355 of the 426 awardees. The total award for these 355 awardees is nearly \$115,900,000, which is 84.7% of the Program's total apportionment. The average percentage of foster youths and/or pupils considered homeless for SB740 awardees is 2.4%, with the highest being 44.6%, 16 awardees also serve a percentage greater than 10%.

English Learners

More than 15% of all students, or about 100,569, enrolled in CA public schools are considered English Learners ("EL students"). In 2019-20 SB740 awardees served 46.4% of the state's EL students enrolled in public schools with an approximate total of 46,650. These students represent 23.1% of all students enrolled with awardees, which is more than 15.2% at the state level. In fact, awardees enrolled 46.4% of all EL students attending CA public schools.

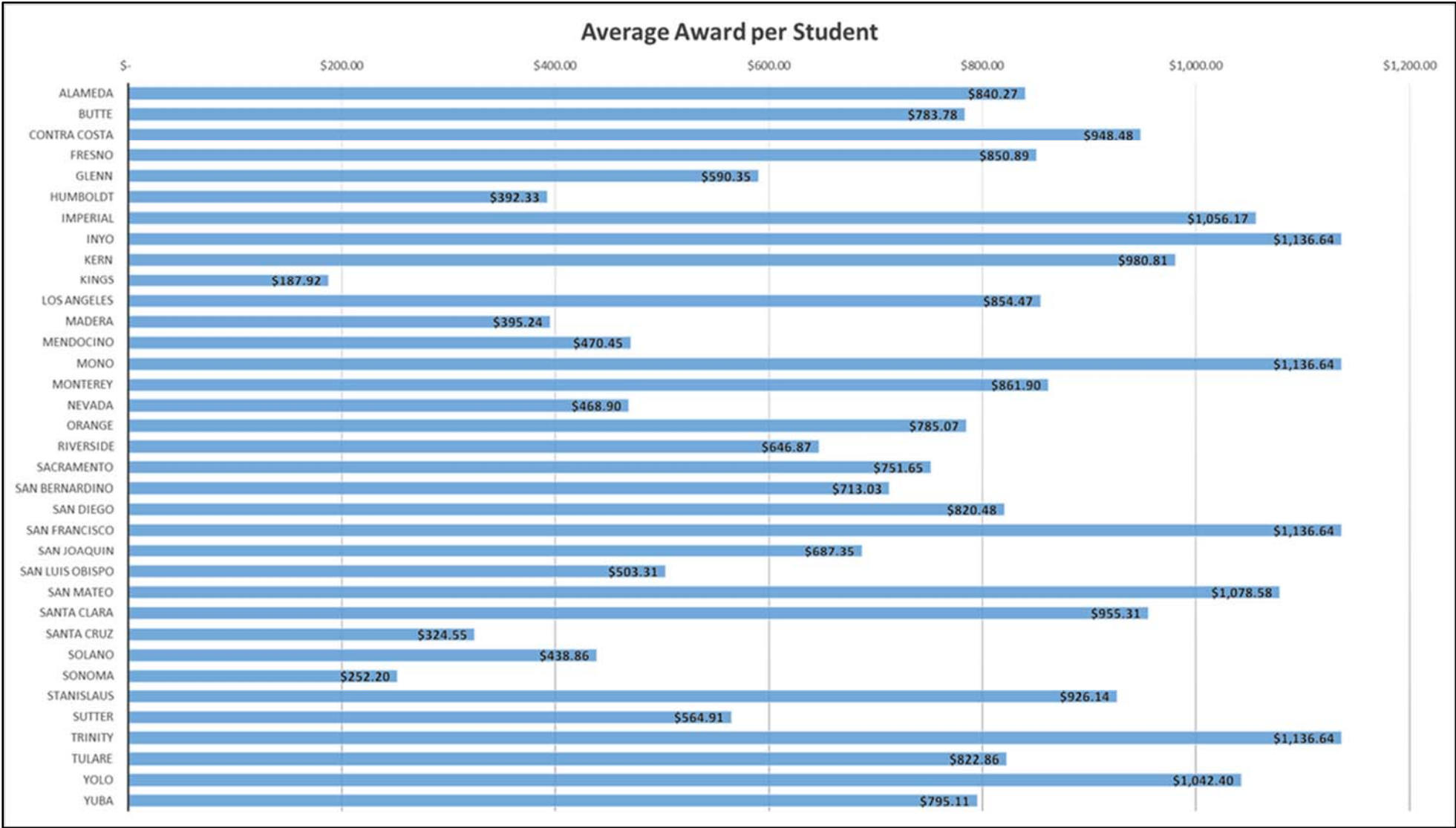
The vast majority of awardees serve a percentage of EL students at about 98.6% or 420 of the 426 awardees. The total award for these 426 awardees is nearly \$134,100,000, which is 98.0% of the Program's total apportionment. The average percentage of EL students for SB740 awardees is 22.5%, with the highest being 90.3%. Thirty-five awardees also serve a percentage of at least 50%.

Funding per County

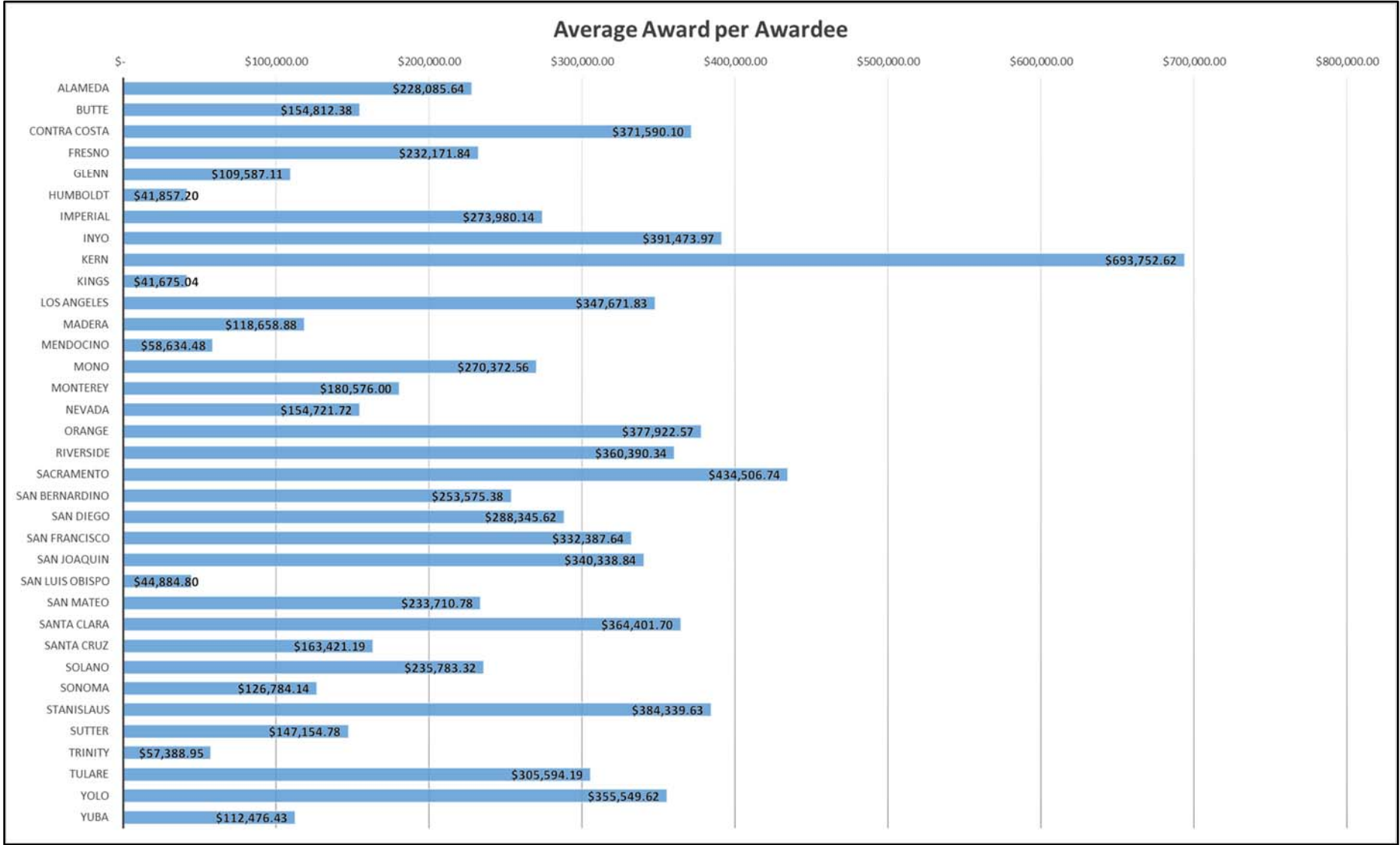
SB740 funds numerous schools in a majority of California counties; in 2019-20, SB740 funded 676 different facilities operated by 426 schools serving more than 163,000 students. Of the 58 counties in California, SB740 awardees are located in 35 counties. The average county has 12 awardees with 19 facilities, with an ADA of approximately 4,675, and the average total funding per county is \$3,843,781.44. The average awardee per county received about \$245,387 in funds and \$176,193 per facility. Lastly, the average award per student is roughly \$752, lower than the program ADA maximum of \$1,184.

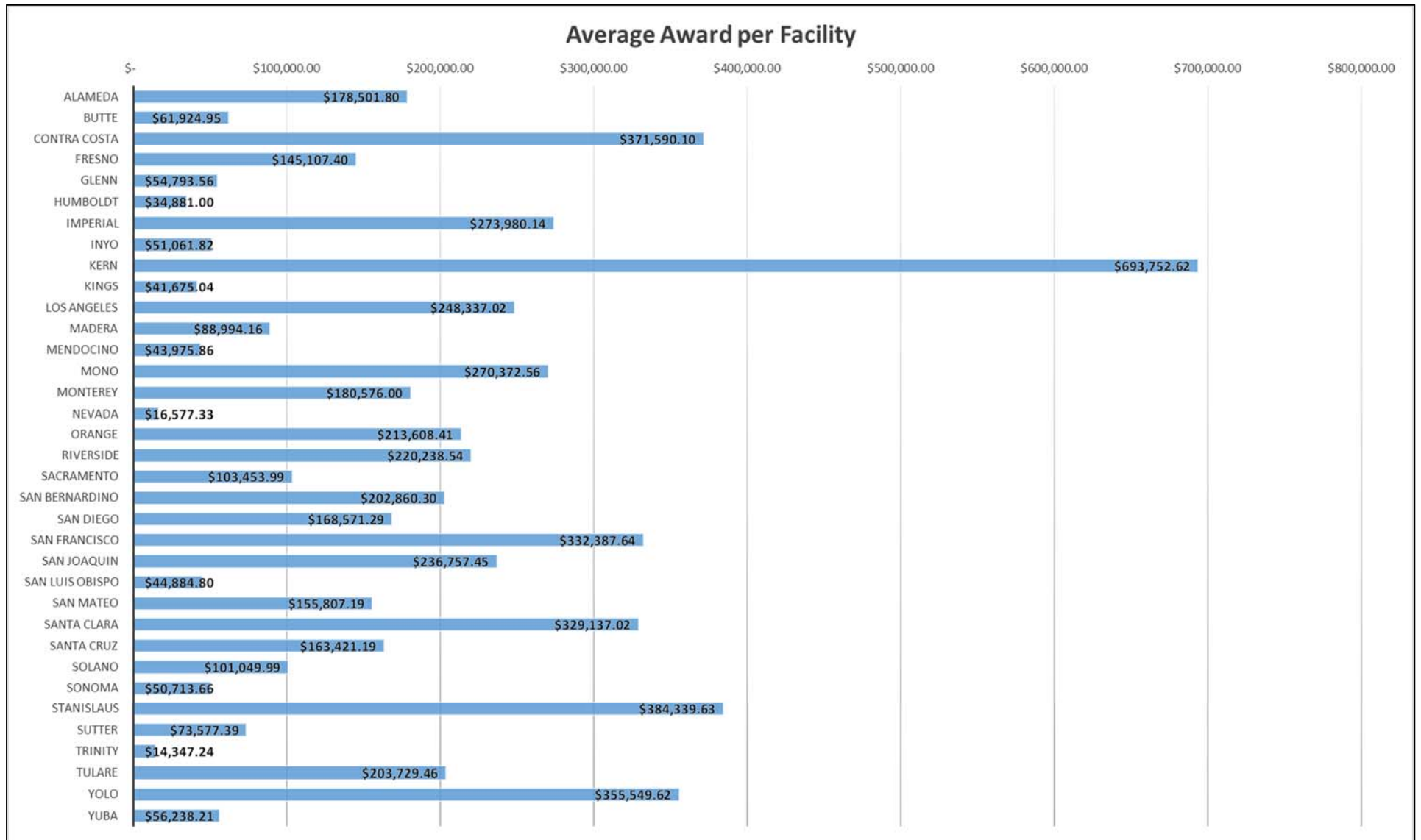
Los Angeles County received the greatest total of awarded funds at \$64,319,288.15; had the largest ADA with 75,273.85; most awardees with 185 awardees; and most facilities with 259 facilities. Mono, Inyo, San Francisco, and Trinity Counties have the highest average of dollar amount per student at \$1,136.64. Kern County has the high average award per awardee at \$693,752.62 for five awardees. Kern also has the highest average award per facility at \$693,752.62 for five facilities.

Starting on the next page are charts for the average award per student, per awardee, and per facility by county.



Charter School Facility Grant Program
 2019-2020 Annual Funding Report



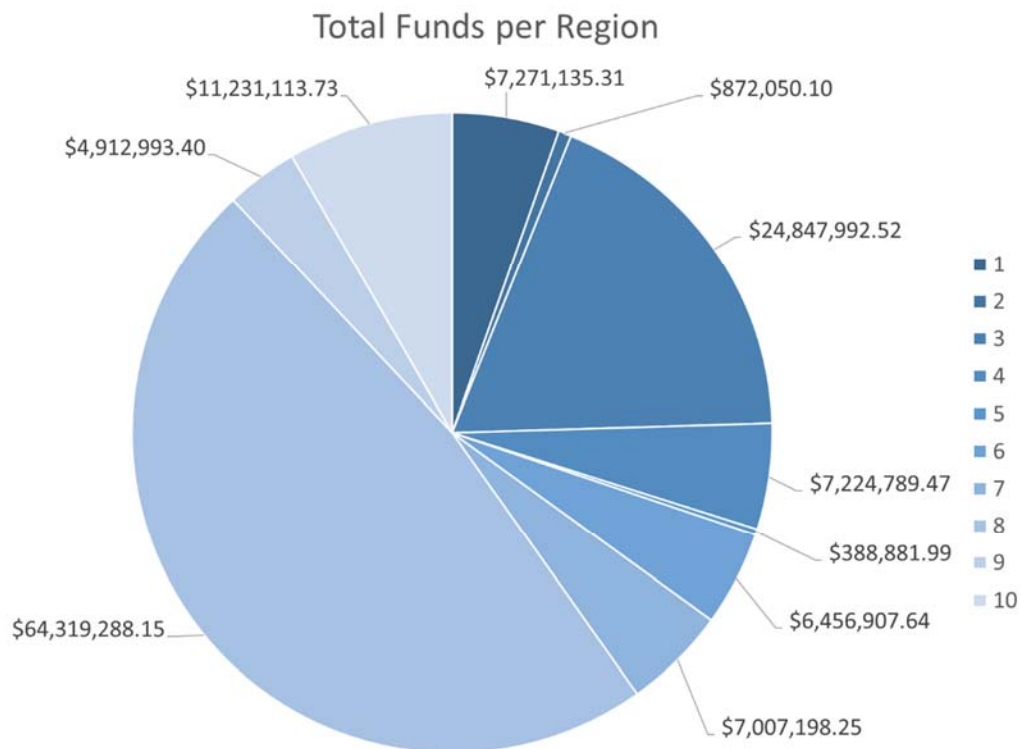


Funding per Region

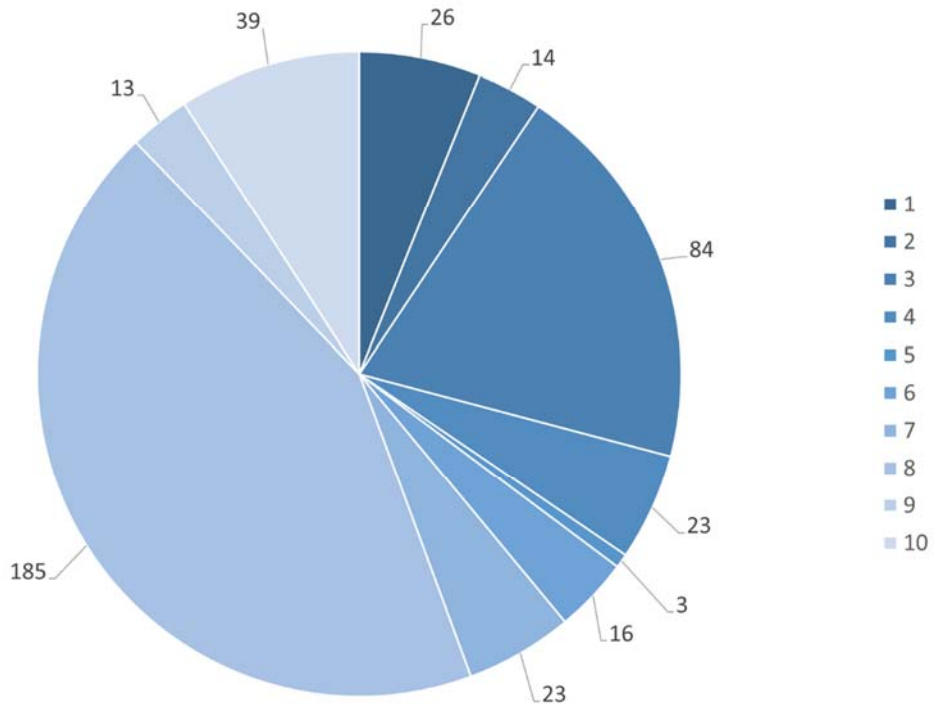
Besides counties, California also has 10 distinct regions: 1-Superior California; 2-North Coast, 3-San Francisco/Bay Area; 4-Northern San Joaquin Valley; 5-Central Coast; 6-Southern San Joaquin Valley; 7-Inland Empire; 8-Los Angeles County; 9-Orange County; and 10-San Diego-Imperial.

Below is a breakdown of regions in California as provided by Census Bureau of California.

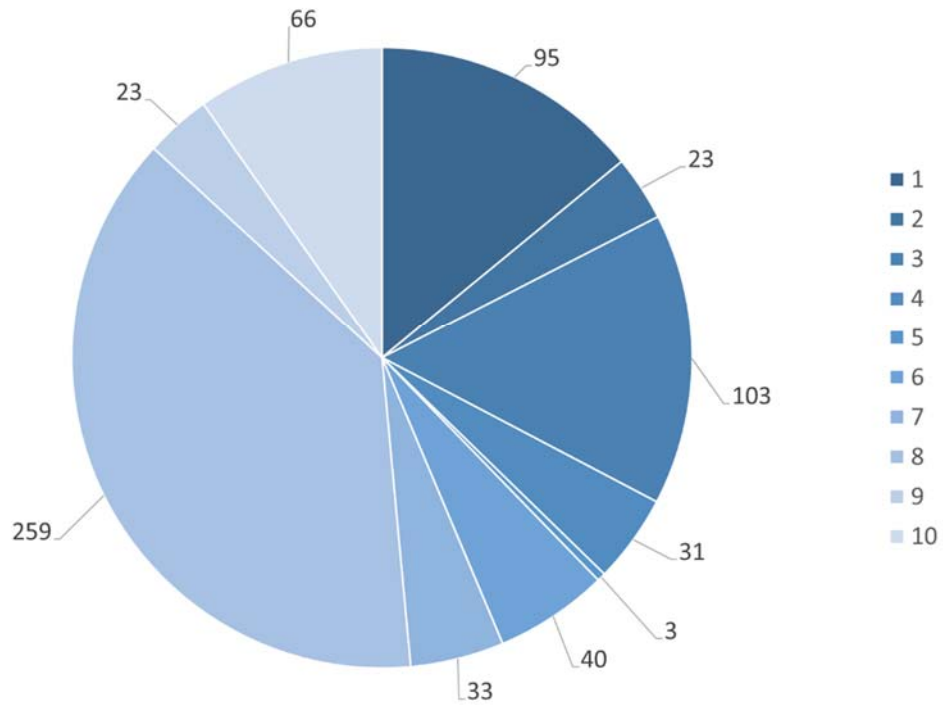
Region	Counties
1	Butte, Colusa, El Dorado, Glenn, Lassen, Modoc, Nevada, Placer, Plumas, Sacramento, Shasta, Sierra, Siskiyou, Sutter, Tehama, Yolo, Yuba
2	Del Norte, Humboldt, Lake, Mendocino, Napa, Sonoma, Trinity
3	Alameda, Contra Costa, Marin, San Francisco, San Mateo, Santa Clara, Solano
4	Alpine, Amador, Calaveras, Madera, Mariposa, Merced, Mono, San Joaquin, Stanislaus, Tuolumne
5	Monterey, San Benito, San Luis Obispo, Santa Barbara, Santa Cruz, Ventura
6	Fresno, Inyo, Kern, Kings, Tulare
7	Riverside, San Bernardino
8	Los Angeles
9	Orange
10	Imperial, San Diego



Awardees per Region



Facilities per Region



Even in the regional breakdown Los Angeles County, Region 8, has the highest amount of awarded funds at \$64,319,288.15, ADA of 75,273.85, with 85 awardees, in 259 facilities. Region 8 has the highest average award per facility at \$248,337.02. Region 6 has the highest average dollar amount per student at \$936.96 and has two of the four highest per student average counties and also has the highest award amount per awardee.

Region	Total Funds	ADA	Awardees	Facilities	Average \$ per Student	Average \$ per Awardee	Average \$ per Facility
1	\$ 7,271,135.31	9833.98	26	95	\$ 739.39	\$ 279,659.05	\$ 76,538.27
2	\$ 872,050.10	2337.17	14	23	\$ 373.12	\$ 62,289.29	\$ 37,915.22
3	\$ 24,847,992.52	27924.76	84	103	\$ 889.82	\$ 295,809.43	\$ 241,242.65
4	\$ 7,224,789.47	10305.81	23	31	\$ 701.04	\$ 314,121.28	\$ 233,057.72
5	\$ 388,881.99	802.22	3	3	\$ 484.76	\$ 129,627.33	\$ 129,627.33
6	\$ 6,456,907.64	6898.69	16	40	\$ 935.96	\$ 403,556.73	\$ 161,422.69
7	\$ 7,007,198.25	10396.04	23	33	\$ 674.03	\$ 304,660.79	\$ 212,339.34
8	\$ 64,319,288.15	75273.85	185	259	\$ 854.47	\$ 347,671.83	\$ 248,337.02
9	\$ 4,912,993.40	6258.04	13	23	\$ 785.07	\$ 377,922.57	\$ 213,608.41
10	\$ 11,231,113.73	13613.90	39	66	\$ 824.97	\$ 287,977.28	\$ 170,168.39

2019-20 Over-subscription

For the first time under CSFA's administration, SB740 was oversubscribed to the point where rent/lease-based awards left no pro-rated funds available for other facility related costs. During the 2018-19 funding round around 277 applicants submitted other costs, requesting a total of \$37,362,321 or about \$90,685 per applicant. A majority of these applicants, 272, are also applicants for 2019-20 Funding Round and were not able to submit other costs due to the oversubscription.

Oversubscription led to additional funding delays as all award amounts are interconnected. Any change in awards over \$100 results in numerous, if not all, award amounts changing. Staff provided a third disbursement, which was pro-rated at 87.5% - that is the highest pro-ration possible. This allowed staff to provide a vast majority of applicants' awards while still verifying information and amounts from a select group of schools. The 2019-20 Funding Round concluded with a pro-rata of 96% for the fourth disbursement. There were overpayments due to ADA changes and miscalculations; these miscalculations were related to schools that have

some incorrect ADA totals as provided by CDE. Once these funds are collected, staff will provide a final disbursement to eligible applicants.

Summary

The 2019-20 Funding Round presented many first time challenges. The challenge with the greatest concern was oversubscription causing the inability to fully fund lease/rent. This was also compounded by the COVID-19 pandemic and its effects from March 2020 onward.

Oversubscription, per staff projections, has been and will be an issue going forward as long as funding remains below lease projections. The Program was oversubscribed under the Department of Education's administration, and since 2013, when the Program was transferred to the Authority's administration, funding levels have allowed for full lease/rent costs.

Oversubscription's main effect is the interconnectivity of awards. Best practice is for the Authority to ensure all awardees receive the same percentage of their eligible award amounts. In previous rounds, the Authority had the ability to authorize all awards that were already capped at their ADA levels, as well as schools with other costs, while holding back funds for any awards related to applicants appealing and/or working on eligibility requirements.

This is not the case for the 2019-20 Funding Round, all final awards must be authorized at the same time to ensure all awardees receive the same percentage of lease costs. Staff determined pro-rata estimates to find the highest possible percent to provide a disbursement. Staff and management provided these interim disbursements considering the fiscal impacts of the pandemic, both realized and projected. These disbursements provided 87.5% of the eligible award amount to each awardee; the highest percentage staff calculated to ensure no possibility of mass overpayment. This will likely be a consideration for all future rounds that are oversubscribed and have to pro-rate lease costs. The difference is that staff is able to plan ahead with the experience of the 2019-20 Funding Round.

Not all challenges negatively affect the Authority. Typically, there is a substantial amount of staff time spent verifying other costs and since there were no funds for other costs, staff was able to complete the 2019-20 Funding Round without the need for additional review. The planned end of the Funding Round is typically 30 days after the end of the associated fiscal year, this is prescribed by Education Code Section 47614.5(c)(4)(C), with the caveat of having "the data and documentation needed to compute the charter school's total annual entitlement". In reality, most Funding Rounds finish months later. The difference between previous rounds and the 2019-20

Funding Round is lease/rent based awards in the previous rounds could be provided once their respective True-Up reviews were completed. Typically, the only awards remaining in previous rounds have been based on appeals or related to disputes. In 2019-20, all awards were held back due to oversubscription as all awards were interconnected since the Funding Round was oversubscribed.

As mentioned earlier, the COVID-19 pandemic compounded all these issues. The Authority began emergency telework in March 2020. This change initially affected the collaboration and the speed of communication during the transition. Schools and charter management operators were also experiencing these same issues and many schools and operators were not equipped for a sudden move to telework and virtual instruction. These changes led to administrative strain on both Authority staff and applicants/awardees.

In conclusion, the 2019-20 Funding Round provided new challenges that CSFA used to improve efficiency and transparency within the Program. As staff works through the 2020-21 and 2021-22 Funding Rounds, the lessons learned are being implemented and the Authority is ahead of schedule on the 2020-21 Funding Round.

Addendum – 2019-20 Awardees

School	CDS Code	Eligible Award	Pro Rated Award
Academia Avance Charter	19-76968-0109926	\$292,500.00	\$280,800.00
Academia Moderna	19-64733-0120097	\$432,915.63	\$415,599.00
Academy of Media Arts	19-64733-0139055	\$34,655.68	\$33,269.45
Accelerated	19-64733-6112536	\$45,000.00	\$43,200.00
Accelerated Achievement Academy	23-65615-2330454	\$101,147.18	\$97,101.30
ACE Empower Academy	43-10439-0116814	\$276,262.72	\$265,212.21
ACE Esperanza Middle	43-69450-0129247	\$149,818.48	\$143,825.74
AeroSTEM Academy	51-10512-0138040	\$78,303.70	\$75,171.55
Alameda Community Learning Center	01-61119-0130609	\$25,649.78	\$24,623.79
Albert Einstein Academy Charter Middle	37-68338-0111898	\$686,495.04	\$659,035.24
All Tribes Charter	37-75416-6119275	\$8,078.43	\$7,755.29
All Tribes Elementary Charter	37-75416-0122796	\$8,886.34	\$8,530.89
Alliance Alice M. Baxter College-Ready High	19-64733-0127217	\$281,803.84	\$270,531.69
Alliance Cindy and Bill Simon Technology Academy High	19-64733-0121285	\$525,723.80	\$504,694.85
Alliance College-Ready Middle Academy 12	19-64733-0128058	\$387,805.39	\$372,293.17
Alliance College-Ready Middle Academy 4	19-64733-0120030	\$351,332.06	\$337,278.78
Alliance College-Ready Middle Academy 5	19-64733-0120048	\$214,194.51	\$205,626.73
Alliance College-Ready Middle Academy 8	19-64733-0128033	\$325,782.89	\$312,751.57
Alliance Collins Family College-Ready High	19-64733-0108936	\$445,221.09	\$427,412.25
Alliance Gertz-Ressler Richard Merkin 6-12 Complex	19-64733-0106864	\$823,837.50	\$790,884.00
Alliance Jack H. Skirball Middle	19-64733-0111518	\$324,999.78	\$311,999.79
Alliance Judy Ivie Burton Technology Academy High	19-64733-0108894	\$379,595.55	\$364,411.73
Alliance Kory Hunter Middle	19-64733-0128041	\$387,791.55	\$372,279.89
Alliance Leichtman-Levine Family Foundation Environmental Science High	19-64733-0117606	\$463,097.92	\$444,574.00
Alliance Marc & Eva Stern Math and Science	19-64733-0111658	\$517,055.40	\$496,373.18
Alliance Margaret M. Bloomfield Technology Academy High	19-64733-0124941	\$399,883.98	\$383,888.62
Alliance Marine - Innovation and Technology 6-12 Complex	19-64733-0132084	\$823,977.28	\$791,018.18
Alliance Ouchi-O'Donovan 6-12 Complex	19-64733-0111641	\$756,503.75	\$726,243.60
Alliance Patti And Peter Neuwirth Leadership Academy	19-64733-0111492	\$482,475.96	\$463,176.92
Alliance Piera Barbaglia Shaheen Health Services Academy	19-64733-0117598	\$401,578.11	\$385,514.99
Alliance Renee and Meyer Luskin Academy High	19-64733-0124891	\$517,055.40	\$496,373.18
Alliance Susan and Eric Smidt Technology High	19-64733-0123133	\$342,154.80	\$328,468.61

Charter School Facility Grant Program
2019-2020 Annual Funding Report

School	CDS Code	Eligible Award	Pro Rated Award
Alliance Ted K. Tajima High	19-64733-0123141	\$417,899.12	\$401,183.15
Alliance Virgil Roberts Leadership Academy	19-64733-0128009	\$387,791.55	\$372,279.89
Almond Acres Charter Academy	40-68825-0125807	\$46,755.00	\$44,884.80
Alternatives in Action	01-61119-0130625	\$70,774.20	\$67,943.23
America's Finest Charter	37-68338-0136663	\$63,320.32	\$60,787.51
Anahuacalmecac International University Preparatory of North America	19-64733-0132928	\$311,036.80	\$298,595.33
Animo Ellen Ochoa Charter Middle	19-64733-0123992	\$370,438.08	\$355,620.56
Animo Florence-Firestone Charter Middle	19-64733-0134023	\$88,996.76	\$85,436.88
Animo Inglewood Charter High	19-64634-1996586	\$508,085.64	\$487,762.21
Animo James B. Taylor Charter Middle	19-64733-0124008	\$310,138.31	\$297,732.77
Animo Jefferson Charter Middle	19-64733-0122481	\$371,518.29	\$356,657.56
Animo Mae Jemison Charter Middle	19-64733-0129270	\$399,883.98	\$383,888.62
Animo Pat Brown	19-64733-0106849	\$502,199.21	\$482,111.24
Animo Ralph Bunche Charter High	19-64733-0111575	\$371,518.29	\$356,657.56
Animo South Los Angeles Charter	19-64733-0102434	\$523,753.47	\$502,803.33
Animo Watts College Preparatory Academy	19-64733-0111625	\$462,688.12	\$444,180.60
Animo Westside Charter Middle	19-64733-0122499	\$453,839.04	\$435,685.48
Antioch Charter Academy II	07-61648-0115063	\$28,115.60	\$26,990.98
ARISE High	01-61259-0115238	\$399,031.68	\$383,070.41
Arts In Action Community Charter	19-64733-0123158	\$431,354.88	\$414,100.68
Arts in Action Community Middle	19-64733-0134205	\$191,736.96	\$184,067.48
Aspen Meadow Public	10-62166-0133942	\$141,000.00	\$135,360.00
Aspen Valley Prep Academy	10-62166-0106740	\$190,500.00	\$182,880.00
Aspire Alexander Twilight College Preparatory Academy	34-67447-0120469	\$331,899.56	\$318,623.57
Aspire Alexander Twilight Secondary Academy	34-67447-0121467	\$392,003.09	\$376,322.97
Aspire APEX Academy	39-68676-0121541	\$125,730.00	\$120,700.80
Aspire Benjamin Holt College Preparatory Academy	39-68585-0101956	\$316,227.04	\$303,577.95
Aspire Benjamin Holt Middle	39-68585-0133678	\$400,310.21	\$384,297.80
Aspire Capitol Heights Academy	34-67439-0102343	\$84,116.20	\$80,751.55
Aspire Centennial College Preparatory Academy	19-64733-0126797	\$322,565.85	\$309,663.22
Aspire College Academy	01-61259-0128413	\$146,904.07	\$141,027.90
Aspire East Palo Alto Charter	41-68999-0134197	\$225,374.40	\$216,359.42
Aspire ERES Academy	01-61259-0120188	\$90,000.00	\$86,400.00
Aspire Golden State College Preparatory Academy	01-61259-0118224	\$485,198.77	\$465,790.82
Aspire Junior Collegiate Academy	19-64733-0114884	\$269,598.60	\$258,814.66
Aspire Langston Hughes Academy	39-68676-0118497	\$610,634.48	\$586,209.10

Charter School Facility Grant Program
2019-2020 Annual Funding Report

School	CDS Code	Eligible Award	Pro Rated Award
Aspire Lionel Wilson College Preparatory Academy	01-61259-0130666	\$420,965.90	\$404,127.26
Aspire Monarch Academy	01-61259-6117568	\$300,688.02	\$288,660.50
Aspire Pacific Academy	19-64733-0122721	\$431,043.13	\$413,801.41
Aspire Port City Academy	39-68676-0114876	\$336,736.22	\$323,266.77
Aspire Richmond Ca. College Preparatory Academy	07-61796-0132100	\$406,005.28	\$389,765.07
Aspire Richmond Technology Academy	07-61796-0132118	\$266,862.58	\$256,188.07
Aspire River Oaks Charter	39-68585-6118921	\$288,489.44	\$276,949.86
Aspire Summit Charter Academy	50-71043-0112292	\$201,824.55	\$193,751.57
Aspire Titan Academy	19-64733-0120477	\$276,302.66	\$265,250.56
Aspire Triumph Technology Academy	01-61259-0130732	\$191,901.12	\$184,225.07
Aspire University Charter	50-71167-0137265	\$435,487.04	\$418,067.56
Aspire Vanguard College Preparatory Academy	50-71175-0120212	\$563,749.76	\$541,199.77
Aspire Vincent Shalvey Academy	39-68585-6116594	\$121,877.01	\$117,001.93
Aurum Preparatory Academy	01-10017-0137448	\$116,167.50	\$111,520.80
Aveson Global Leadership Academy	19-64881-0113464	\$362,630.78	\$348,125.55
Aveson School of Leaders	19-64881-0113472	\$11,228.68	\$10,779.53
B. Roberto Cruz Leadership Academy	43-69427-0131995	\$285,509.76	\$274,089.37
Ballington Academy for the Arts and Sciences	13-63123-0118455	\$285,395.98	\$273,980.14
Ballington Academy for the Arts and Sciences - San Bernardino	36-67876-0133892	\$213,783.04	\$205,231.72
Barona Indian Charter	37-68189-6120901	\$49,875.00	\$47,880.00
Baypoint Preparatory Academy	33-76943-0132522	\$246,473.94	\$236,614.98
Baypoint Preparatory Academy - San Diego	37-77172-0138099	\$179,825.92	\$172,632.88
Bella Mente Montessori Academy	37-68452-0128223	\$603,959.39	\$579,801.01
Bert Corona Charter	19-64733-0106872	\$85,500.00	\$82,080.00
Big Picture Educational Academy	10-10108-0119628	\$258,424.84	\$248,087.85
Bitney Prep High	29-10298-0114314	\$58,572.10	\$56,229.21
Blue Oak Charter	04-61424-6119523	\$346,308.16	\$332,455.83
Bright Star Secondary Charter Academy	19-64733-0112508	\$484,425.07	\$465,048.06
Caliber ChangeMakers Academy	48-70581-0134262	\$680,001.00	\$652,800.96
California Collegiate Charter	19-64733-0133884	\$265,346.24	\$254,732.39
California Heritage Youthbuild Academy II	53-10538-0125633	\$59,780.16	\$57,388.95
California School of the Arts - San Gabriel Valley	19-64469-0134858	\$379,901.78	\$364,705.71
Camino Nuevo Charter Academy	19-64733-6117667	\$394,182.36	\$378,415.07
Camino Nuevo Elementary #3	19-64733-0122564	\$164,196.00	\$157,628.16
Camino Nuevo High #2	19-64733-0127910	\$400,337.68	\$384,324.17
Carter G. Woodson Public Charter	10-62166-1030840	\$152,108.48	\$146,024.14
Ceiba College Preparatory Academy	44-69799-0117804	\$170,230.41	\$163,421.19

Charter School Facility Grant Program
2019-2020 Annual Funding Report

School	CDS Code	Eligible Award	Pro Rated Award
Center for Advanced Learning	19-64733-0115139	\$181,837.33	\$174,563.84
Central City Value	19-64733-0100800	\$487,559.31	\$468,056.94
Century Academy for Excellence	19-64709-0112250	\$176,700.16	\$169,632.15
Century Community Charter	19-64709-0107508	\$202,014.00	\$193,933.44
CHAMPS - Charter HS of Arts-Multimedia & Performing	19-64733-0108878	\$716,568.64	\$687,905.89
Citizens of the World Charter School Mar Vista	19-64733-0126193	\$364,402.36	\$349,826.27
Citizens of the World Charter School Silver Lake	19-64733-0126177	\$603,674.24	\$579,527.27
Citrus Springs Charter	30-10306-0134940	\$89,245.80	\$85,675.97
City Heights Preparatory Charter	37-68338-0124347	\$102,576.63	\$98,473.56
City Language Immersion Charter	19-64733-0127886	\$481,239.74	\$461,990.16
Civicorps Corpsmember Academy	01-61259-0115386	\$50,166.08	\$48,159.44
College Bridge Academy	14-10140-0128454	\$262,705.92	\$252,197.68
College Preparatory Middle	37-77164-0137356	\$444,580.16	\$426,796.95
Community Outreach Academy	34-76505-0101766	\$772,049.69	\$741,167.71
Conservatory of Vocal Instrumental Arts High	01-61259-0132555	\$90,000.00	\$86,400.00
Crete Academy	19-64733-0135616	\$117,000.00	\$112,320.00
Delta Bridges Charter	39-68627-0132050	\$80,865.00	\$77,630.40
Delta Elementary Charter	34-67413-0114660	\$114,750.00	\$110,160.00
Discovery Charter	43-10439-0111880	\$62,270.29	\$59,779.48
Discovery Charter Preparatory School #2	19-64733-0115253	\$273,728.96	\$262,779.80
Downtown Charter Academy	01-61259-0129635	\$379,365.44	\$364,190.82
Downtown College Prep - Alum Rock	43-10439-0123257	\$282,368.98	\$271,074.22
Downtown College Preparatory	43-69666-4330585	\$478,953.50	\$459,795.36
Downtown College Preparatory Middle	43-69666-0129718	\$403,329.29	\$387,196.11
Downtown Value	19-64733-6119903	\$251,166.92	\$241,120.24
Dr. Lewis Dolphin Stallworth Sr. Charter	39-68676-0117853	\$76,500.00	\$73,440.00
e3 Civic High	37-68338-0127647	\$0.00	\$0.00
East Bay Innovation Academy	01-61259-0129932	\$218,223.04	\$209,494.12
Ednovate - Brio College Prep	19-64733-0135723	\$299,267.84	\$287,297.13
Ednovate - East College Prep	19-64733-0132282	\$402,950.72	\$386,832.69
Ednovate - Esperanza College Prep	19-64733-0135715	\$81,000.00	\$77,760.00
Ednovate - Legacy College Prep.	30-10306-0133983	\$368,437.12	\$353,699.64
Ednovate - USC Hybrid High College Prep	19-64733-0125864	\$497,250.00	\$477,360.00
Eel River Charter	23-65607-2330272	\$0.00	\$0.00
EJE Elementary Academy Charter	37-67991-0108563	\$41,776.93	\$40,105.85
El Sol Santa Ana Science and Arts Academy	30-66670-6119127	\$425,483.62	\$408,464.28
Empowering Possibilities International Charter	57-10579-0132464	\$438,494.40	\$420,954.62
Encore High School for the Arts - Riverside	33-67215-0132498	\$786,156.79	\$754,710.52

Charter School Facility Grant Program
2019-2020 Annual Funding Report

School	CDS Code	Eligible Award	Pro Rated Award
Encore Jr.Sr. High School for the Performing and Visual Arts	36-75044-0116707	\$968,850.05	\$930,096.05
Endeavor College Preparatory Charter	19-64733-0120014	\$445,500.00	\$427,680.00
Entrepreneur High	36-67876-0136952	\$413,938.24	\$397,380.71
Environmental Charter High	19-64691-1996438	\$58,222.11	\$55,893.23
Environmental Charter Middle	19-10199-0121772	\$288,749.97	\$277,199.97
Environmental Charter Middle - Inglewood	19-10199-0127498	\$322,622.28	\$309,717.39
Envision Academy for Arts & Technology	01-10017-0112607	\$287,431.37	\$275,934.12
Epic Charter	01-10017-0129403	\$139,771.20	\$134,180.35
EPIC de Cesar Chavez	29-10298-0130823	\$104,366.47	\$100,191.81
Epiphany Prep Charter	37-68098-0133991	\$296,082.82	\$284,239.51
Equitas Academy #2	19-64733-0126169	\$450,000.00	\$432,000.00
Equitas Academy #3 Charter	19-64733-0129650	\$483,060.16	\$463,737.75
Equitas Academy 4	19-64733-0133686	\$109,372.67	\$104,997.76
Equitas Academy 5	19-64733-0139121	\$0.00	\$0.00
Equitas Academy Charter	19-64733-0119982	\$431,082.00	\$413,838.72
Escondido Charter High	37-68106-3731023	\$520,841.60	\$500,007.94
Escuela Popular Accelerated Family Learning	43-69427-4330726	\$454,288.96	\$436,117.40
Everest Value	19-64733-0129858	\$204,088.32	\$195,924.79
Ezequiel Tafoya Alvarado Academy	20-65243-0107938	\$172,809.00	\$165,896.64
Family First Charter	19-64352-0128488	\$195,174.95	\$187,367.95
Fenton Charter Leadership Academy	19-64733-0131722	\$367,004.48	\$352,324.30
Fenton Primary Center	19-64733-0115048	\$624,750.71	\$599,760.68
Fenton STEM Academy - Elementary Center for Science Technology Engineering and Mathematics	19-64733-0131466	\$354,501.44	\$340,321.38
Fortune	34-10348-0136275	\$1,466,507.96	\$1,407,847.64
Fuente Nueva Charter	12-62679-0109975	\$39,672.00	\$38,085.12
Gabriella Charter	19-64733-0108886	\$78,187.50	\$75,060.00
Garvey Allen Visual & Performing Arts Academy for STEM	33-10330-0139428	\$116,624.00	\$111,959.04
Gateway International	34-67447-0128124	\$46,346.17	\$44,492.32
Global Education Academy	19-64733-0114967	\$161,213.83	\$154,765.28
GOALS Academy	30-66423-0131417	\$168,750.00	\$162,000.00
Grace Hopper STEM Academy	19-64634-0128991	\$96,342.08	\$92,488.40
Granada Hills Charter	19-64733-1933746	\$316,215.78	\$303,567.15
Grimmway Academy	15-10157-0124040	\$672,196.41	\$645,308.55
Grimmway Academy Shafter	15-63578-0135186	\$510,525.45	\$490,104.43
Grove	36-67843-3630928	\$59,400.00	\$57,024.00
Growth Public	34-67439-0135343	\$230,347.20	\$221,133.31
Hardy Brown College Prep	36-67876-0122317	\$434,007.04	\$416,646.76

Charter School Facility Grant Program
2019-2020 Annual Funding Report

School	CDS Code	Eligible Award	Pro Rated Award
Hawking S.T.E.A.M. Charter	37-68411-0126086	\$1,208,872.50	\$1,160,517.60
Hayward Collegiate Charter	01-10017-0138867	\$48,675.00	\$46,728.00
Health Careers Academy	39-68676-0123802	\$96,982.77	\$93,103.46
Health Sciences High	37-68338-0114462	\$49,720.39	\$47,731.57
Health Sciences Middle	37-68338-0128066	\$0.00	\$0.00
Heritage K-8 Charter	37-68098-0101535	\$819,059.52	\$786,297.14
High Tech Elementary	37-68338-0131565	\$285,000.03	\$273,600.03
High Tech Middle North County	37-76471-0119271	\$243,000.00	\$233,280.00
Highlands Community Charter	34-76505-0130757	\$810,880.80	\$778,445.57
Howard Gardner Community Charter	37-68023-0124321	\$214,192.35	\$205,624.66
Humphreys College Academy of Business, Law and Education	39-68627-0126755	\$986,712.00	\$947,243.52
ICEF Inglewood Elementary Charter Academy	19-64634-0120303	\$184,195.19	\$176,827.38
ICEF Innovation Los Angeles Charter	19-64733-0117952	\$206,236.28	\$197,986.82
ICEF View Park Preparatory Accelerated Elementary	19-64733-6117048	\$483,072.00	\$463,749.12
ICEF View Park Preparatory Accelerated High	19-64733-0101196	\$539,300.16	\$517,728.15
ICEF View Park Preparatory Accelerated Middle	19-64733-6121081	\$360,634.56	\$346,209.18
ICEF Vista Elementary Academy	19-64733-0117937	\$113,850.00	\$109,296.00
ICEF Vista Middle Academy	19-64733-0115287	\$95,760.00	\$91,929.60
iEmpire Academy	36-67876-0121343	\$135,000.00	\$129,600.00
iLEAD Lancaster Charter	19-64667-0125559	\$662,917.18	\$636,400.49
Imagine Schools, Riverside County	33-10330-0125385	\$569,786.75	\$546,995.28
Impact Academy of Arts & Technology	01-61192-0137646	\$360,000.00	\$345,600.00
Integrity Charter	37-68221-0101360	\$282,746.25	\$271,436.40
Intellectual Virtues Academy	19-10199-0134346	\$126,096.00	\$121,052.16
Ipakanni Early College Charter	04-61507-0121509	\$33,750.00	\$32,400.00
ISANA Himalia Academy	19-77081-0135954	\$248,349.86	\$238,415.86
ISANA Nascent Academy	19-64733-0108910	\$199,920.15	\$191,923.34
Ivy Academia	19-64733-0106351	\$673,696.00	\$646,748.16
Ivy Bound Academy Math, Science, and Technology Charter Middle 2	19-64733-0128389	\$113,622.39	\$109,077.49
Ivy Bound Academy of Math, Science, and Technology Charter Middle	19-64733-0115113	\$208,123.52	\$199,798.58
James Jordan Middle	19-64733-0109884	\$151,714.76	\$145,646.16
Jardin de la Infancia	19-10199-0106880	\$27,000.00	\$25,920.00
John Henry High	07-61796-0132233	\$355,649.92	\$341,423.92
John Muir Charter	29-10298-2930147	\$320,566.80	\$307,744.13
Journey	33-10330-0138024	\$429,411.31	\$412,234.86
Julia Lee Performing Arts Academy	33-10330-0137851	\$156,183.00	\$149,935.68
Kepler Neighborhood	10-10108-0127514	\$467,195.01	\$448,507.21

Charter School Facility Grant Program
2019-2020 Annual Funding Report

School	CDS Code	Eligible Award	Pro Rated Award
Kid Street Learning Center Charter	49-70912-6116958	\$57,271.51	\$54,980.65
Kidinnu Academy	37-67991-0139394	\$82,500.00	\$79,200.00
King-Chavez Community High	37-68338-0118851	\$337,013.76	\$323,533.21
King-Chavez Preparatory Academy	37-68338-0111906	\$402,903.36	\$386,787.23
KIPP Academy of Innovation	19-64733-0128512	\$534,000.00	\$512,640.00
KIPP Academy of Opportunity	19-64733-0101444	\$371,143.29	\$356,297.56
KIPP Adelante Preparatory Academy	37-68338-0101345	\$323,149.12	\$310,223.16
KIPP Bayview Academy	38-68478-0101337	\$346,237.12	\$332,387.64
KIPP Bridge Academy	01-61259-0115014	\$161,519.66	\$155,058.88
KIPP Comienza Community Prep	19-64733-0121707	\$988,804.81	\$949,252.61
KIPP Corazon Academy	19-64733-0135517	\$627,000.00	\$601,920.00
KIPP Empower Academy	19-64733-0121699	\$615,000.00	\$590,400.00
KIPP Excelencia Community Preparatory	41-69005-0132068	\$114,057.00	\$109,494.72
KIPP Heartwood Academy	43-69369-0106633	\$16,975.91	\$16,296.88
KIPP Heritage Academy	43-69450-0129205	\$526,856.32	\$505,782.07
KIPP Ignite Academy	19-64733-0131771	\$174,737.18	\$167,747.69
KIPP Iluminar Academy	19-64733-0127670	\$627,000.00	\$601,920.00
KIPP King Collegiate High	01-61309-0114421	\$16,566.03	\$15,903.39
KIPP Los Angeles College Preparatory	19-64733-0100867	\$396,000.00	\$380,160.00
KIPP Philosophers Academy	19-64733-0125609	\$144,629.25	\$138,844.08
Kipp Prize Preparatory Academy	43-69369-0129924	\$88,177.50	\$84,650.40
KIPP Promesa Prep	19-64733-0131797	\$311,488.90	\$299,029.35
KIPP Pueblo Unido	19-64733-0139071	\$57,375.00	\$55,080.00
KIPP Raices Academy	19-64733-0117903	\$601,650.00	\$577,584.00
KIPP Scholar Academy	19-64733-0125625	\$235,125.19	\$225,720.18
KIPP Sol Academy	19-64733-0125641	\$507,000.00	\$486,720.00
KIPP Vida Preparatory Academy	19-64733-0129460	\$605,250.00	\$581,040.00
Knowledge Enlightens You (KEY) Academy	01-61192-0127696	\$145,866.11	\$140,031.46
La Sierra High	54-10546-5430327	\$154,749.02	\$148,559.06
Lake County International Charter	17-64055-0108340	\$0.00	\$0.00
Larchmont Charter	19-64733-0108928	\$1,095,888.34	\$1,052,052.81
LA's Promise Charter High #1	19-10199-0135582	\$114,917.04	\$110,320.36
LA's Promise Charter Middle #1	19-10199-0134361	\$158,517.54	\$152,176.84
Latino College Preparatory Academy	43-69427-4330668	\$492,899.20	\$473,183.23
Latitude 37.8 High	01-77180-0138289	\$0.00	\$0.00
Laurel Tree Charter	12-62687-0124263	\$38,181.00	\$36,653.76
Lazear Charter Academy	01-10017-6002000	\$11,815.62	\$11,343.00
Leadership Public Schools - Hayward	01-61192-0108670	\$267,092.62	\$256,408.91
Learning by Design Charter	19-64733-0137513	\$117,000.00	\$112,320.00

Charter School Facility Grant Program
2019-2020 Annual Funding Report

School	CDS Code	Eligible Award	Pro Rated Award
Lemoore Middle College High	16-63982-0110205	\$43,411.50	\$41,675.04
Life Learning Academy Charter	38-68478-3830429	\$0.00	\$0.00
Life Source International Charter	19-64667-0123174	\$314,429.44	\$301,852.26
Lifeline Education Charter	19-73437-0115725	\$313,332.50	\$300,799.20
Lighthouse Community Charter	01-61259-0130633	\$334,080.00	\$320,716.80
Lighthouse Community Charter High	01-61259-0108944	\$187,920.00	\$180,403.20
Literacy First Charter	37-10371-6119119	\$889,684.38	\$854,097.01
Lodestar - A Lighthouse Community Charter Public	01-61259-0134015	\$615,600.00	\$590,976.00
Los Angeles College Prep Academy	19-77289-0109942	\$111,627.52	\$107,162.42
Los Angeles Leadership Academy	19-64733-1996610	\$408,909.60	\$392,553.22
Los Angeles Leadership Primary Academy	19-64733-0124818	\$305,448.04	\$293,230.12
Los Feliz Charter Middle School for the Arts	19-64733-0137463	\$93,131.35	\$89,406.09
Los Feliz Charter School for the Arts	19-64733-0112235	\$411,610.52	\$395,146.10
Luis Valdez Leadership Academy	43-69427-0130856	\$36,681.56	\$35,214.30
MAAC Community Charter	37-68411-3731304	\$193,808.96	\$186,056.60
Magnolia Science Academy	19-10199-6119945	\$722,422.79	\$693,525.88
Magnolia Science Academy 6	19-64733-0117648	\$85,500.00	\$82,080.00
Magnolia Science Academy 7	19-64733-0117655	\$196,395.48	\$188,539.66
Making Waves Academy	07-10074-0114470	\$1,118,862.00	\$1,074,107.52
Manzanita Middle	07-61796-6118368	\$81,000.00	\$77,760.00
Mare Island Technology Academy	48-70581-6116255	\$25,950.38	\$24,912.36
Math and Science College Preparatory	19-64733-0126136	\$371,250.00	\$356,400.00
McGill School of Success	37-68338-6113211	\$115,783.80	\$111,152.45
MIT Academy	48-70581-4830196	\$30,871.50	\$29,636.64
MIT Griffin Academy Middle	48-70581-0137380	\$0.00	\$0.00
Montague Charter Academy	19-64733-6018204	\$79,589.25	\$76,405.68
Mueller Charter (Robert L.)	37-68023-6037980	\$339,295.50	\$325,723.68
Multicultural Learning Center	19-64733-6119044	\$431,092.34	\$413,848.65
Museum	37-68338-6115570	\$243,522.00	\$233,781.12
N.E.W. Academy of Science and Arts	19-64733-0100289	\$365,618.92	\$350,994.16
National University Academy Dual Language Institute	37-10371-0138594	\$152,130.51	\$146,045.29
Natomas Pacific Pathways Prep Elementary	34-75283-0134049	\$277,211.25	\$266,122.80
Nevada City School of the Arts	29-10298-0114330	\$0.00	\$0.00
New Designs Charter	19-64733-0102541	\$1,003,866.24	\$963,711.59
New Designs Charter School-Watts	19-64733-0120071	\$397,398.45	\$381,502.51
New Heights Charter	19-64733-0111211	\$115,046.45	\$110,444.59
New Horizons Charter Academy	19-64733-0128371	\$219,769.55	\$210,978.77
New Los Angeles Charter	19-64733-0117614	\$341,559.28	\$327,896.91

Charter School Facility Grant Program
2019-2020 Annual Funding Report

School	CDS Code	Eligible Award	Pro Rated Award
New Opportunities Charter	19-64352-0128496	\$234,074.25	\$224,711.28
New Village Girls Academy	19-64733-0111484	\$83,791.68	\$80,440.01
New Vision Middle	36-67876-0120006	\$457,746.24	\$439,436.39
New West Charter	19-75663-6120158	\$793,165.70	\$761,439.07
North County Trade Tech High	37-68452-0114264	\$214,304.00	\$205,731.84
North Oakland Community Charter	01-61259-6117972	\$204,429.44	\$196,252.26
Norton Science and Language Academy	36-10363-0115808	\$120,102.84	\$115,298.73
NOVA Academy - Coachella	33-73676-0121673	\$184,815.00	\$177,422.40
Nova Academy Early College High	30-66670-0106567	\$457,189.76	\$438,902.17
Oakland Charter Academy	01-61259-6111660	\$241,282.50	\$231,631.20
Oakland Charter High	01-61259-0114868	\$449,153.74	\$431,187.59
Oakland Military Institute, College Preparatory Academy	01-61259-0130617	\$120,485.16	\$115,665.75
Oakland School for the Arts	01-61259-3030772	\$887,336.96	\$851,843.48
Oakland Unity High	01-61259-0100065	\$179,937.40	\$172,739.90
Oakland Unity Middle	01-10017-0131581	\$180,062.72	\$172,860.21
Oasis Charter Public	27-65961-6119663	\$188,100.00	\$180,576.00
OCSA	30-66670-3030723	\$1,687,500.00	\$1,620,000.00
Orange County Educational Arts Academy	30-66670-0109066	\$710,719.68	\$682,290.89
Oxford Day Academy	41-10413-0135269	\$103,232.96	\$99,103.64
Palmdale Aerospace Academy	19-64857-0125377	\$2,642,581.44	\$2,536,878.18
Para Los Niños Charter	19-64733-6120489	\$85,327.92	\$81,914.80
Paragon Collegiate Academy	58-72736-0121632	\$193,500.00	\$185,760.00
Peak to Peak Mountain Charter	15-63628-0128504	\$9,000.00	\$8,640.00
Perseverance Preparatory	43-77115-0137059	\$35,804.16	\$34,371.99
Port of Los Angeles High	19-64733-0107755	\$497,288.70	\$477,397.15
PREPA TEC - Los Angeles	19-64733-0127936	\$170,626.82	\$163,801.75
Prepa Tec Los Angeles High	19-76992-0133900	\$375,683.20	\$360,655.87
Public Policy Charter	19-64733-0131847	\$74,570.24	\$71,587.43
Public Safety Academy	36-67876-0109850	\$148,230.00	\$142,300.80
PUC CALS Middle School and Early College High	19-64733-0133298	\$495,291.33	\$475,479.68
PUC Community Charter Elementary	19-64733-0129619	\$118,215.60	\$113,486.97
PUC Community Charter Middle and PUC Community Charter Early College High	19-64733-6116750	\$717,792.30	\$689,080.61
PUC Excel Charter Academy	19-64733-0112201	\$298,580.04	\$286,636.84
PUC Inspire Charter Academy	19-64733-0129593	\$162,733.86	\$156,224.51
PUC Lakeview Charter Academy	19-64733-0102442	\$315,539.16	\$302,917.59
PUC Lakeview Charter High	19-64733-0122606	\$510,528.96	\$490,107.80
PUC Milagro Charter	19-64733-0102426	\$234,598.60	\$225,214.66

Charter School Facility Grant Program
2019-2020 Annual Funding Report

School	CDS Code	Eligible Award	Pro Rated Award
PUC Nueva Esperanza Charter Academy	19-64733-0133280	\$252,836.51	\$242,723.04
PUC Triumph Charter Academy and PUC Triumph Charter High	19-64733-0133272	\$908,613.44	\$872,268.90
REACH Leadership STEAM Academy	33-67215-0126128	\$363,147.00	\$348,621.12
Redwood Coast Montessori	12-62679-0137653	\$82,233.75	\$78,944.40
Renaissance Arts Academy	19-64733-0101683	\$590,898.88	\$567,262.92
Richmond Charter Academy	07-61796-0126805	\$294,401.60	\$282,625.54
Richmond Charter Elementary-Benito Juarez	07-61796-0129643	\$539,193.60	\$517,625.86
Richmond College Preparatory	07-61796-0110973	\$21,162.00	\$20,315.52
Rise Kohyang Elementary	19-64733-0136994	\$43,772.48	\$42,021.58
Rise Kohyang High	19-64733-0133868	\$451,257.92	\$433,207.60
Rise Kohyang Middle	19-64733-0124222	\$486,067.52	\$466,624.82
River Charter Schools Lighthouse Charter	57-72694-0131706	\$462,340.16	\$443,846.55
River Islands Technology Academy II	39-10397-0127134	\$180,000.00	\$172,800.00
River Oak Charter	23-65615-0115055	\$4,500.00	\$4,320.00
Rocketship Academy Brilliant Minds	43-10439-0125781	\$700,205.76	\$672,197.53
Rocketship Alma Academy	43-10439-0125799	\$529,921.89	\$508,725.01
Rocketship Delta Prep	07-61648-0137430	\$396,131.18	\$380,285.93
Rocketship Discovery Prep	43-10439-0123281	\$474,251.41	\$455,281.36
Rocketship Fuerza Community Prep	43-10439-0131110	\$704,053.76	\$675,891.61
Rocketship Los Suenos Academy	43-10439-0120642	\$475,685.14	\$456,657.73
Rocketship Mateo Sheedy Elementary	43-10439-0113704	\$589,324.16	\$565,751.19
Rocketship Mosaic Elementary	43-69450-0123299	\$664,224.00	\$637,655.04
Rocketship Rising Stars	43-10439-0133496	\$536,766.45	\$515,295.79
Rocketship Si Se Puede Academy	43-10439-0119024	\$438,186.56	\$420,659.10
Rocketship Spark Academy	43-69450-0128108	\$657,484.38	\$631,185.00
Roseland Charter	49-70904-0101923	\$206,862.12	\$198,587.64
Sacramento Valley Charter	57-72694-0124875	\$210,258.00	\$201,847.68
Samueli Academy	30-10306-0126037	\$544,403.65	\$522,627.51
San Diego Cooperative Charter	37-68338-6119168	\$19,470.00	\$18,691.20
San Jacinto Valley Academy	33-67249-6114748	\$21,476.82	\$20,617.74
Santiago Middle	30-66621-6085328	\$0.00	\$0.00
Savant Preparatory Academy of Business	36-67876-0137935	\$65,002.50	\$62,402.40
Scholarship Prep	30-10306-0134288	\$219,463.60	\$210,685.05
Scholarship Prep - Lomita-Harbor City	19-64733-0139097	\$267,347.20	\$256,653.31
Scholarship Prep - Oceanside	37-10371-0136085	\$184,189.17	\$176,821.60
School for Entrepreneurship and Technology	37-68338-0122788	\$208,857.60	\$200,503.30
School of Arts and Enterprise	19-75697-1996693	\$484,532.67	\$465,151.36
SD Global Vision Academy	37-68338-0121681	\$149,474.01	\$143,495.05

Charter School Facility Grant Program
2019-2020 Annual Funding Report

School	CDS Code	Eligible Award	Pro Rated Award
Sherman Thomas Charter	20-65243-0100016	\$144,000.00	\$138,240.00
Sherman Thomas STEM Academy	20-65243-0134510	\$54,000.00	\$51,840.00
SIATech	37-68452-0106120	\$430,134.28	\$412,928.91
Sparrow Academy	37-68197-0136408	\$181,968.19	\$174,689.46
Stella Elementary Charter Academy	19-64733-0137604	\$128,688.96	\$123,541.40
Stella Middle Charter Academy	19-64733-0100669	\$564,815.36	\$542,222.75
STEM Preparatory Elementary	19-64733-0136986	\$186,665.59	\$179,198.96
Stockton Collegiate International Elementary	39-68676-0120725	\$528,123.20	\$506,998.27
Stockton Collegiate International Secondary	39-68676-0120733	\$555,224.96	\$533,015.96
STREAM Charter	04-61507-0129577	\$132,538.67	\$127,237.13
Summit Leadership Academy - High Desert	36-75044-0107516	\$107,282.24	\$102,990.95
Summit Public School - Denali	43-10439-0128090	\$150,003.00	\$144,002.88
Summit Public School - Shasta	41-68924-0127548	\$531,130.56	\$509,885.34
Summit Public School - Tamalpais	07-61796-0133637	\$485,736.00	\$466,306.56
Summit Public School K2	07-10074-0129684	\$651,756.48	\$625,686.22
Sycamore Academy of Science and Cultural Arts	33-75176-0120204	\$491,704.70	\$472,036.51
TEACH Academy of Technologies	19-64733-0122242	\$514,424.32	\$493,847.35
TEACH Preparatory Mildred S. Cunningham & Edith H. Morris Elementary	19-64733-0138305	\$157,673.28	\$151,366.35
TEACH Tech Charter High	19-64733-0129627	\$438,387.84	\$420,852.33
TEAM Charter	39-68676-0124958	\$808,814.08	\$776,461.52
Team Charter Academy	39-68676-0136283	\$159,087.52	\$152,724.02
The City	19-64733-0134148	\$395,609.92	\$379,785.52
The Education Corps	14-10140-0128447	\$182,217.60	\$174,928.90
Three Rivers Charter	23-65565-0123737	\$35,180.37	\$33,773.16
Today's Fresh Start-Compton	19-73437-0132845	\$597,330.00	\$573,436.80
Tomorrow's Leadership Collaborative (TLC) Charter	30-10306-0137976	\$79,397.23	\$76,221.34
Tree of Life Charter	23-65615-6117386	\$50,137.92	\$48,132.40
Trillium Charter	12-62976-0115154	\$11,700.00	\$11,232.00
Twin Rivers Charter	51-71464-0107318	\$252,000.00	\$241,920.00
Union Street Charter	12-62679-0111708	\$46,219.50	\$44,370.72
Unity Middle College High	30-10306-0133959	\$105,174.72	\$100,967.73
University Preparatory Academy Charter	43-10439-0113431	\$671,250.00	\$644,400.00
University Preparatory Value High	19-64733-0132027	\$544,687.36	\$522,899.87
Urban Corps of San Diego County Charter	26-10264-0124990	\$281,638.08	\$270,372.56
Urban Discovery Academy Charter	37-68338-0135913	\$676,182.40	\$649,135.10
Urban Montessori Charter	01-10017-0125567	\$148,917.05	\$142,960.36
Valiente College Preparatory Charter	19-10199-0132605	\$67,997.12	\$65,277.24
Valley Charter Elementary	19-64733-0122754	\$147,124.53	\$141,239.54

Charter School Facility Grant Program
2019-2020 Annual Funding Report

School	CDS Code	Eligible Award	Pro Rated Award
Valley Charter Middle	19-64733-0122838	\$224,455.63	\$215,477.40
Valley Life Charter	54-10546-0124057	\$481,905.54	\$462,629.32
Valor Academy Elementary	19-64733-0133694	\$337,500.00	\$324,000.00
Valor Academy High	19-64733-0127894	\$568,083.20	\$545,359.87
Valor Academy Middle	19-64733-0120022	\$410,249.97	\$393,839.97
Village Charter Academy	19-64733-0129866	\$267,615.00	\$256,910.40
Vincent Academy	01-61259-0123711	\$225,848.00	\$216,814.08
Vista Charter Middle	19-64733-0122739	\$375,370.32	\$360,355.51
Vista Condor Global Academy	30-10306-0137000	\$76,500.00	\$73,440.00
Vista Heritage Global Academy	30-10306-0132613	\$185,436.27	\$178,018.82
Vista Springs Charter	37-77156-0137323	\$160,420.16	\$154,003.35
Voices College-Bound Language Academy at Morgan Hill	43-10439-0131748	\$295,358.71	\$283,544.36
Voices College-Bound Language Academy at Mt. Pleasant	43-10439-0132530	\$151,471.20	\$145,412.36
Vox Collegiate of Los Angeles	19-64733-0137521	\$141,618.24	\$135,953.51
Walden Academy	11-10116-0124909	\$114,153.24	\$109,587.11
Watts Learning Center	19-64733-6114912	\$213,975.00	\$205,416.00
Western Center Academy	33-67082-0120675	\$763,693.35	\$733,145.62
Wilder's Preparatory Academy Charter	19-64634-0101667	\$260,986.50	\$250,547.04
Wilder's Preparatory Academy Charter Middle	19-64634-0116822	\$165,744.00	\$159,114.24
Wildflower Open Classroom	04-61424-0123810	\$132,454.76	\$127,156.57
Willits Charter	23-65623-2330363	\$81,000.00	\$77,760.00
Willits Elementary Charter	23-65623-0125658	\$94,500.00	\$90,720.00
Wonderful College Prep Academy	15-10157-0119669	\$2,060,823.04	\$1,978,390.12
Wonderful College Prep Academy - Lost Hills	15-10157-0135467	\$360,750.00	\$346,320.00
Woodward Leadership Academy	36-67876-0126714	\$46,350.00	\$44,496.00
YouthBuild Charter School of California	14-10140-0117994	\$778,432.64	\$747,295.33
Yu Ming Charter	01-10017-0124172	\$354,385.20	\$340,209.79
Yuba City Charter	51-71464-5130125	\$129,555.00	\$124,372.80
Yuba Environmental Science Charter Academy	58-10587-0117242	\$40,825.89	\$39,192.86