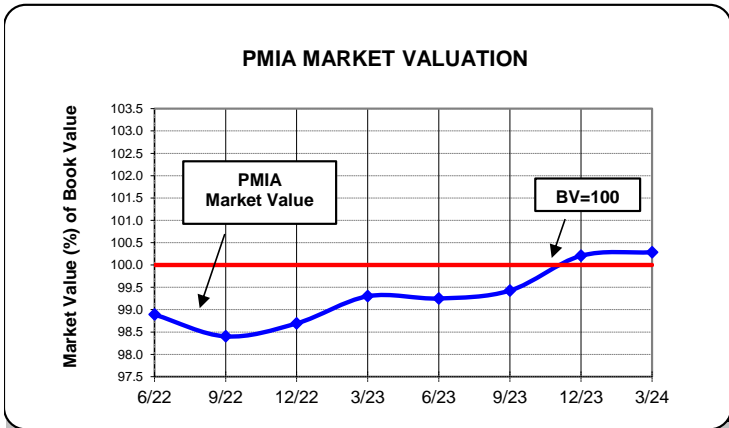


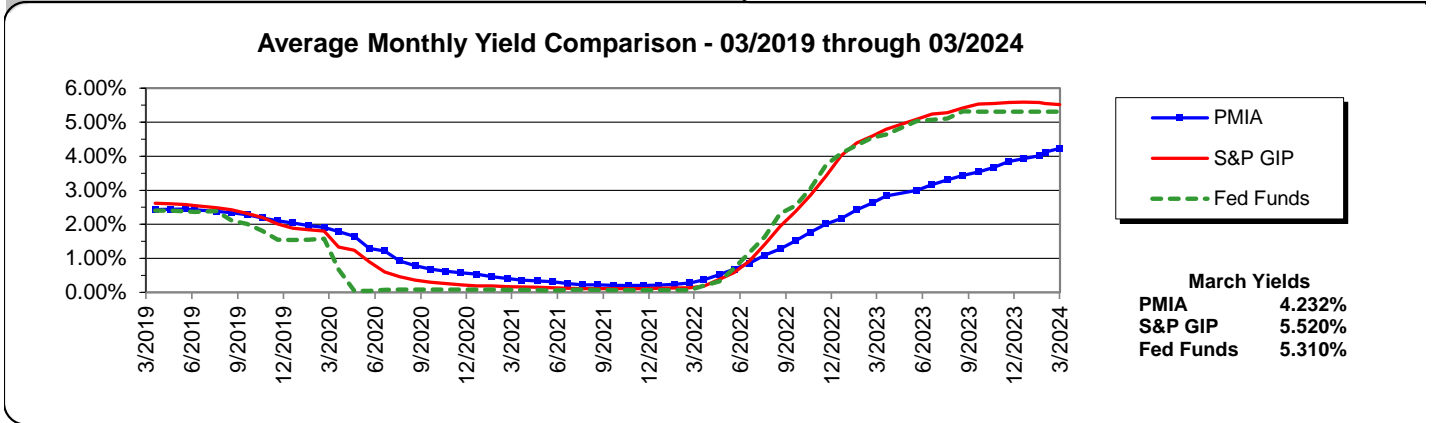
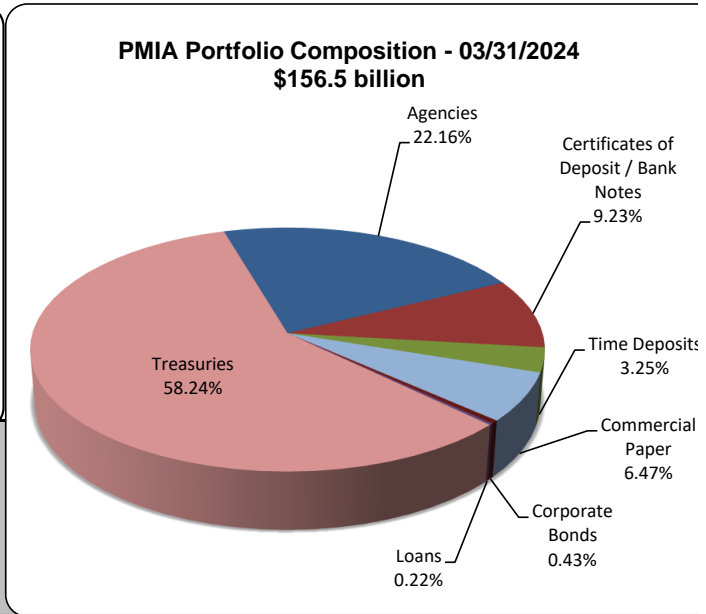
MONTHLY PERFORMANCE
Pooled Money Investment Account
March 2024

	3/31/2024	2/29/2024	12 Months HIGH LOW	
Average Life (days)	226	218	269	212
Certificates of Deposit & Bank Notes	9.23%	10.04%	10.04%	5.59%
Commercial Paper	6.47%	6.38%	6.47%	3.94%
Treasuries	58.24%	54.92%	66.66%	54.92%



MARKET VALUE (%) of BOOK VALUE

Jun-2022	98.8902	Jun-2023	99.2503
Sep-2022	98.4022	Sep-2023	99.4272
Dec-2022	98.6926	Dec-2023	100.2054
Mar-2023	Apr-1900	Mar-2024	100.2851



Percentages may not total 100%, due to rounding.

MONTHLY PERFORMANCE
Pooled Money Investment Account
March 2024

}
s
|
}
}