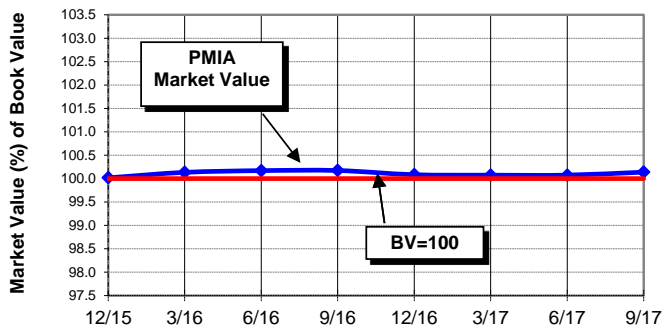


MONTHLY PERFORMANCE
Pooled Money Investment Account
November 2017

11/30/2017	10/31/2017	12 Months HIGH LOW
-------------------	-------------------	------------------------------------

Average Life (days)	180	184	194	171
Certificates of Deposit & Bank Notes	14.31%	15.61%	20.50%	14.31%
Commercial Paper	8.66%	9.36%	11.22%	8.11%
Treasuries	48.32%	46.09%	48.32%	42.96%

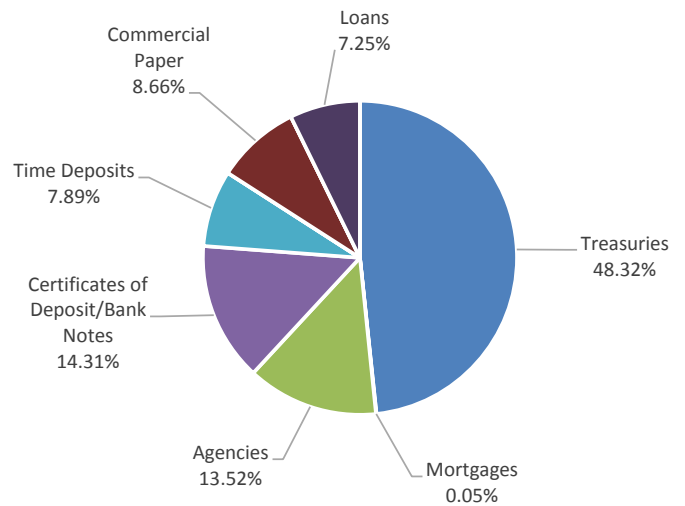
PMIA MARKET VALUATION



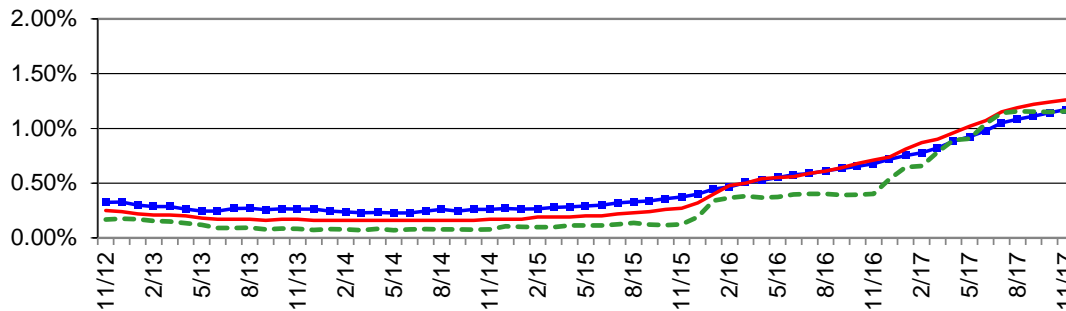
MARKET VALUE (%) of BOOK VALUE

Dec-15	100.0164	Dec-16	100.0829
Mar-16	100.1329	Mar-17	100.0735
Jun-16	100.1701	Jun-17	100.0742
Sep-16	100.1725	Sep-17	100.1379

PMIA Portfolio Composition--11/30/17
\$ 68.5 billion



Average Monthly Yield Comparison - 11/12 through 11/17



November Yields

PMIA	1.172%
S&P GIP	1.260%
Fed Funds	1.156%