

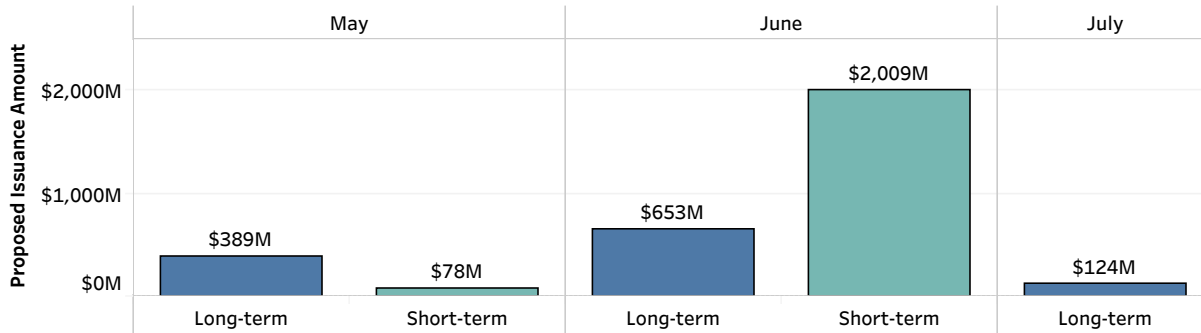
Weekly Snapshot

Proposed Debt Issuance by California Issuers through July 2024 (in Millions)

As Reported to CDIAC May 20- 26, 2024

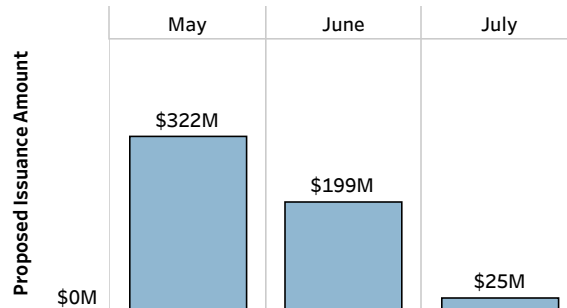
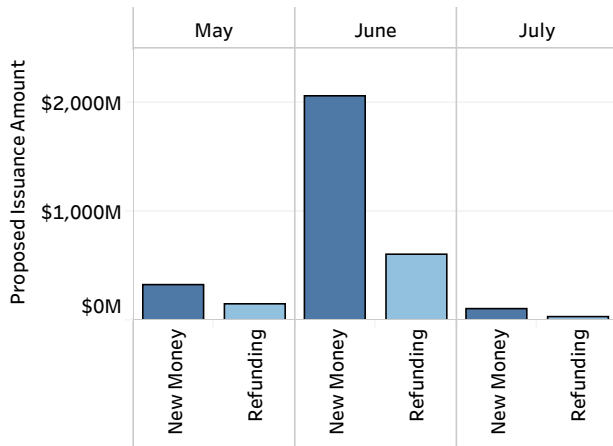
Calendar of Long-term and Short-term Issuance, by Sale Date

Select a month to filter the data. Click again to clear the filter.



Calendar of Proposed Refundings vs. New Money, by Sale Date

Calendar of Private Placement Activity, by Sale Date



Proposed Issuance by Debt Purpose

Select a purpose type to filter the data. Click again to clear the filter. Hover to see more information about a category.

Cash Flow, Interim Financing \$1,700M 1	Multifamily Housing \$648M 16	Water Supply, Storage, Distribution \$180M
	Wastewater Collection, Treatment \$501M 2	K-12 School Facility \$173M 9